

# The Thinking Hard Process

## Knowledge and understanding

Reduce  
Transform  
Deconstruct  
Derive



Reduce it



Transform it



Deconstruct  
it



Derive it

## Analysis and application

- Prioritise
- Categorise
- Criticise
- Trends and patterns
- Practise



Prioritise  
it



Categorise  
it



Criticise it



Find  
Trends/  
patterns

## Flexibility of thinking

- Make connections
- Compare
- Extend
- Create



Connect it



Compare it



Extend it



Create it





## Reduce it

Sum up your key information from the knowledge organiser into 5 bullet points.

# Reduce it

1.

---

---

2.

---

---

3.

---

---

4.

---

---

5.

---

---



## Reduce it

Sum up the content into three key words and justify why you have chosen them.

# Reduce it

1.

---

---

---

2.

---

---

---

3.

---

---

---



## Reduce it

Write 3 questions that the Knowledge Organiser has answered so far.

# Reduce it

1.

---

---

---

2.

---

---

---

3.

---

---

---



**Transform it**

Transform some of the information you learnt from the knowledge organiser into a picture.

# Transform it





Transform it

Transform some of the information you learnt from the knowledge organiser into a series of flash cards.

# Transform it





## Transform it

Transform some of the information you learnt from the knowledge organiser into a mnemonic.

# Transform it

My

Very

Educated

Mother

Just

Served

Us

Noodles

MERCURY

VENUS

EARTH

MARS

JUPITER

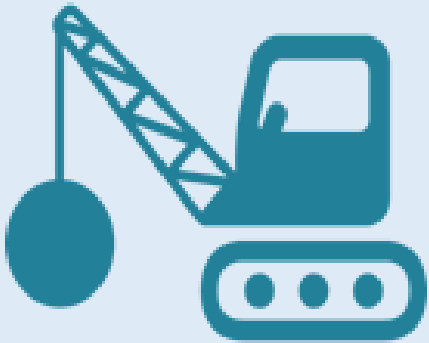
SATURN

URANUS

NEPTUNE







# Deconstruct it

Now that you have some new information, write the title in the box and deconstruct it. From the title and new information, tell us what the learning is about.

# Deconstruct it

Title:

---

---

---

---

---

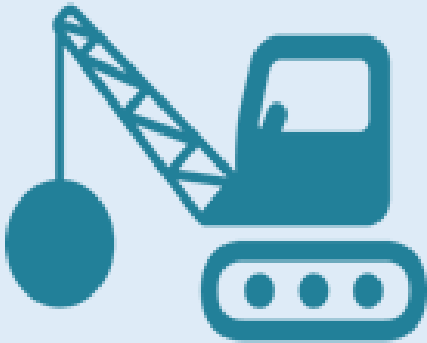
---

---

---

---

---



# Deconstruct it

Take part of the knowledge organiser and deconstruct it into a flow chart or a process diagram. What are links?

# Deconstruct it

Title:

---

---

---

---

---

---

---

---

---

---



## Derive it

Have a look at some of the pictures in your knowledge organiser. What is happening?

# Derive it

---

---

---

---

---

---

---

---

---

---

---

---



## Prioritise it

Prioritise the knowledge you have learnt from the Knowledge Organiser.

From most important to least important.

# Prioritise it

1. 

---

---

---
2. 

---

---

---
3. 

---

---

---





Criticise it

# Criticise it

What did your peer say?

Can you criticise parts of your knowledge organiser? Is all of the information factually true? How do you know?

---

---

---

---

---

---

---

---

---

---



## Connect it

# Connect it

Write down 4 key words from your knowledge organiser.

Connect them to each other using lines and say why they connect along the line.





**Connect it**

# Connect it

---

---

---

---

---

---

---

---

---

---

---

---

---

---

---

How does the learning in this knowledge organiser link to another topic you have studied?



**Connect it**

Describe where you might use knowledge in this knowledge organiser in another subject.

# Connect it

---

---

---

---

---

---

---

---


---

---

---







## **Extend it**

Collect or draw  
10 pictures to  
represent the  
information in  
the knowledge  
organiser.

# Extend it

Peers Sentence:

---

---

---

---

---

---

---

---

---


---

---

---

---

---



**Extend it**

Write 50 words  
to explain the  
content in your  
knowledge  
organiser.

# Extend it

Title of today's lesson:

---

---

---

---

---

---


---

---

---

---

---




**Create it**

Create a mind map about one topic in your knowledge organiser.

# Create it



# Create it



Create it

Create a short test about what you have learnt about so far.

Write the model answers in your book.

Question 1:

Answer:

---

---

Question 2:

Answer:

---

---

Question 3:

Answer:

---

---